



PO Box 1960 | Winston, Oregon 97496
 t: 541.679.6791 | f: 541.679.5063

OregonDoor

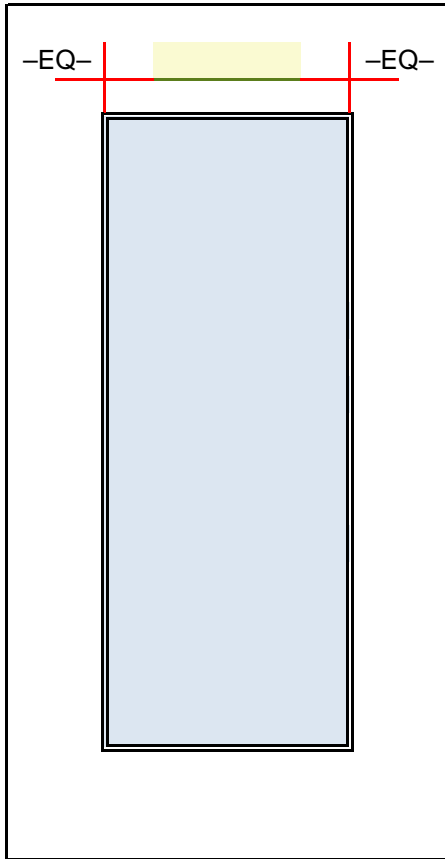
oregondoor.com

Distributor	
PO Number	
Date	
Job Name	

Elevation Number
Elevation Description

Elevation Drawing

Vision Light Cut Out



Cut Out Only Yes No

Metal Frame Make

Model

Wood Stop Profile

Glass Thickness

Glass Installed Yes No

Louver Opening

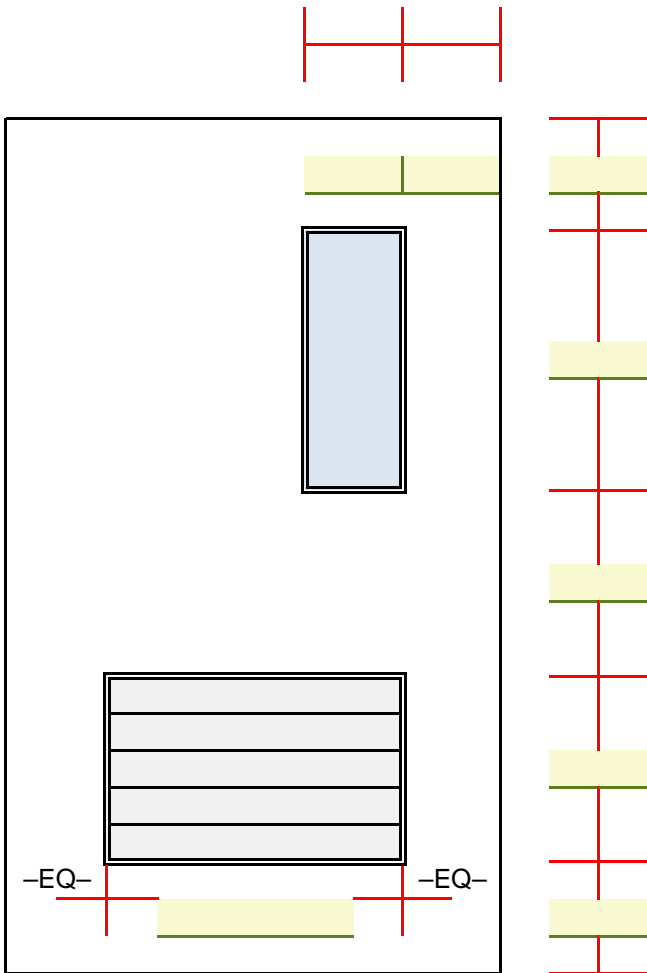
Cut Out Only Yes No

Metal Louver Make

Model

Wood Louver Make

Model



Notes/Special Instructions



PO Box 1960 } Winston, Oregon 97496
 t: 541.679.6791 | f: 541.679.5063

OregonDoor


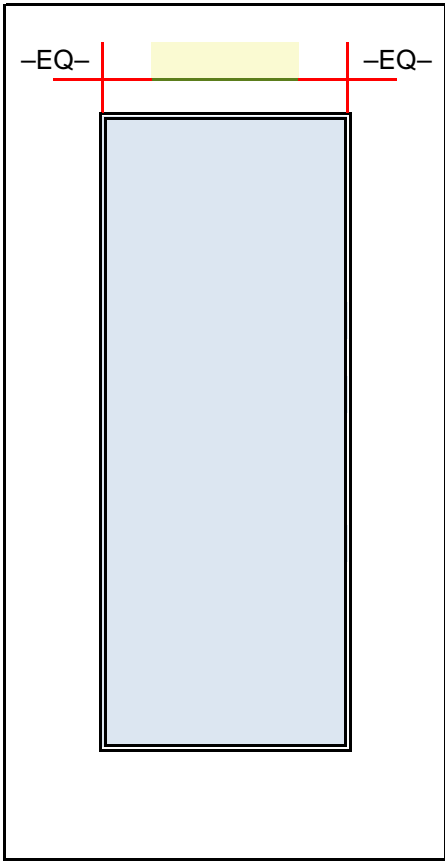
oregondoor.com

Distributor	
PO Number	
Date	
Job Name	

Elevation Number
Elevation Description

Elevation Drawing

Vision Light Cut Out



Cut Out Only Yes No

Metal Frame Make

Model

Wood Stop Profile

Glass Thickness

Glass Installed Yes No

Louver Opening

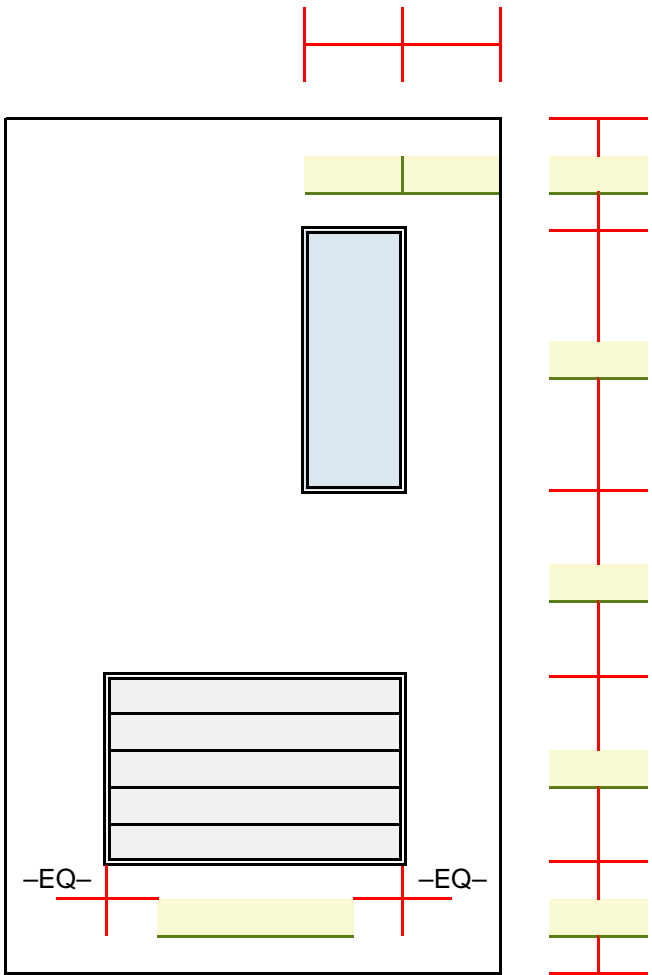
Cut Out Only Yes No

Metal Louver Make

Model

Wood Louver Make

Model



Notes/Special Instructions



PO Box 1960 } Winston, Oregon 97496
 t: 541.679.6791 | f: 541.679.5063

OregonDoor


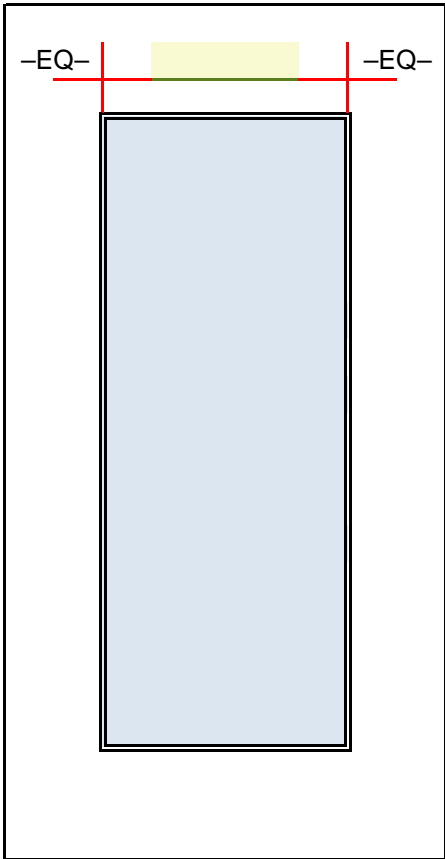
oregondoor.com

Distributor	
PO Number	
Date	
Job Name	

Elevation Number
Elevation Description

Elevation Drawing

Vision Light Cut Out



Cut Out Only Yes No

Metal Frame Make

Model

Wood Stop Profile

Glass Thickness

Glass Installed Yes No

Louver Opening

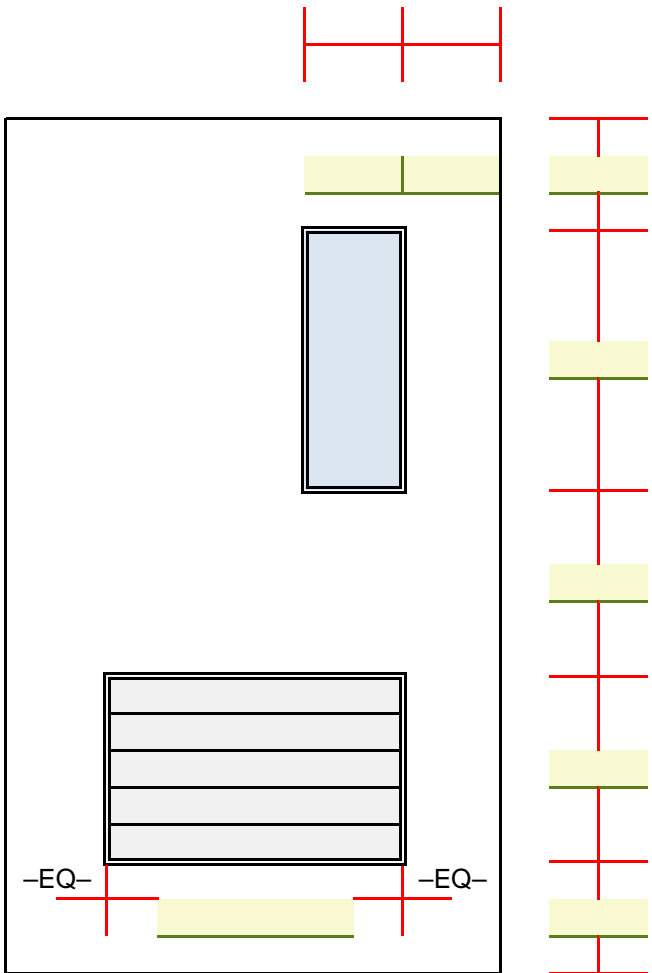
Cut Out Only Yes No

Metal Louver Make

Model

Wood Louver Make

Model



Notes/Special Instructions



PO Box 1960 } Winston, Oregon 97496
 t: 541.679.6791 | f: 541.679.5063

OregonDoor


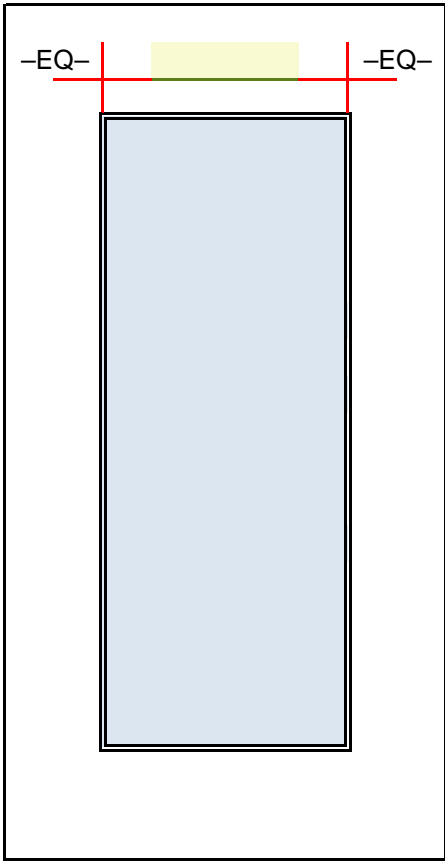
oregondoor.com

Distributor	
PO Number	
Date	
Job Name	

Elevation Number
Elevation Description

Elevation Drawing

Vision Light Cut Out



Cut Out Only Yes No

Metal Frame Make

Model

Wood Stop Profile

Glass Thickness

Glass Installed Yes No

Louver Opening

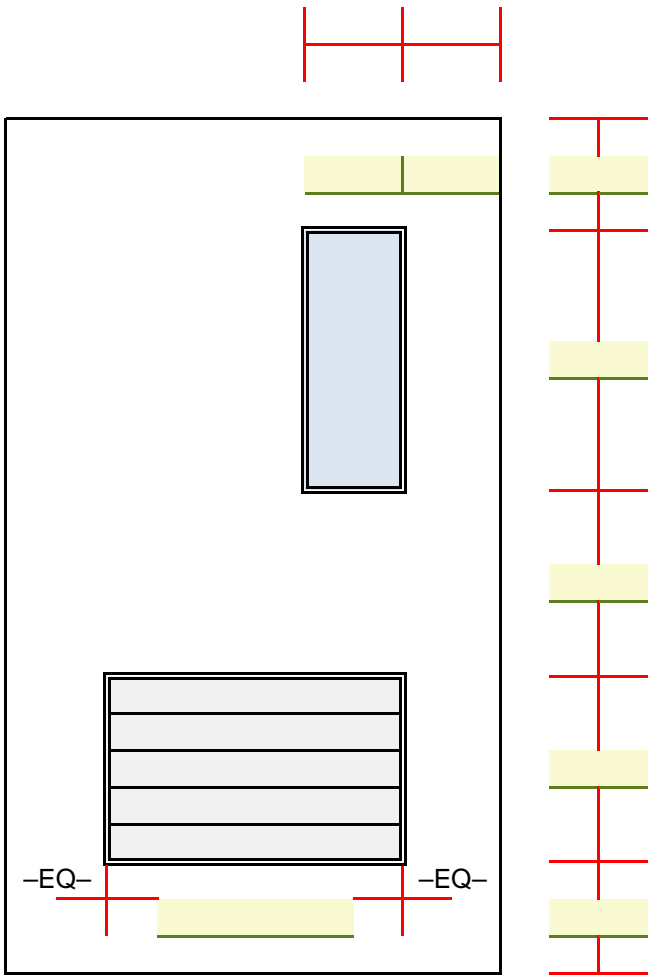
Cut Out Only Yes No

Metal Louver Make

Model

Wood Louver Make

Model



Notes/Special Instructions



PO Box 1960 } Winston, Oregon 97496
 t: 541.679.6791 | f: 541.679.5063

OregonDoor


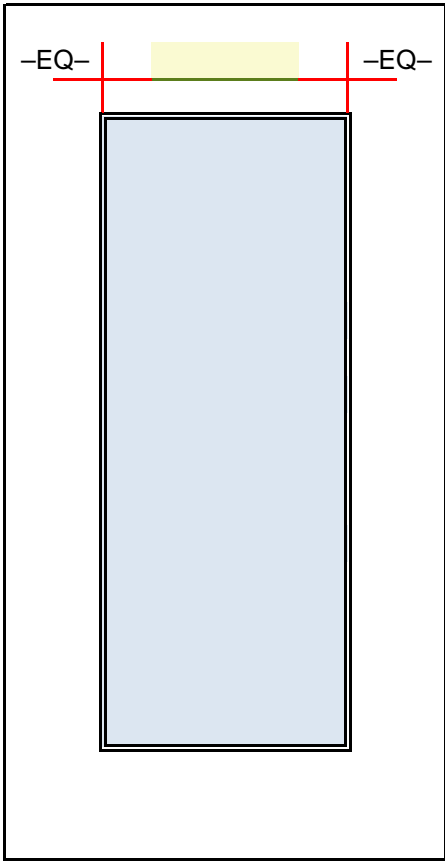
oregondoor.com

Distributor	
PO Number	
Date	
Job Name	

Elevation Number
Elevation Description

Elevation Drawing

Vision Light Cut Out



Cut Out Only Yes No

Metal Frame Make

Model

Wood Stop Profile

Glass Thickness

Glass Installed Yes No

Louver Opening

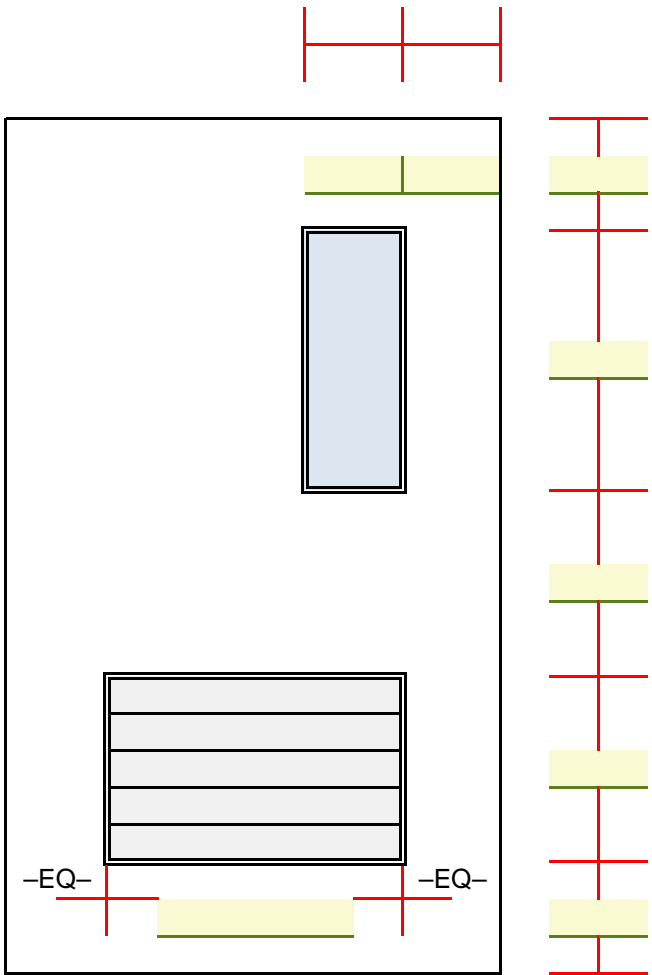
Cut Out Only Yes No

Metal Louver Make

Model

Wood Louver Make

Model



Notes/Special Instructions



PO Box 1960 } Winston, Oregon 97496
 t: 541.679.6791 | f: 541.679.5063

OregonDoor


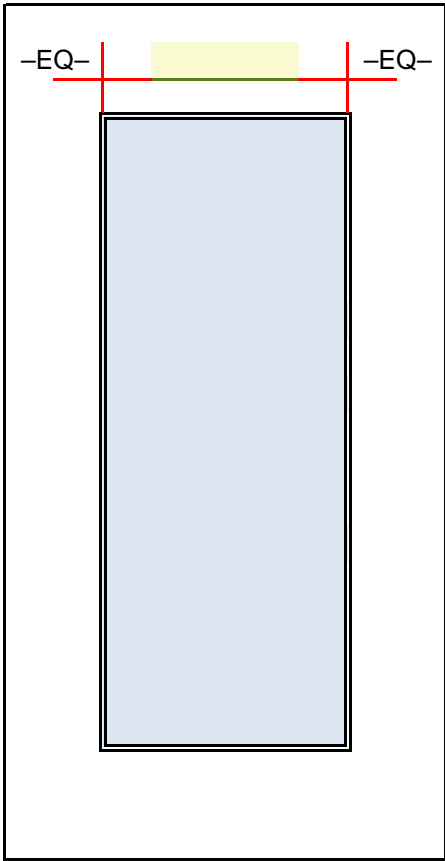
oregondoor.com

Distributor	
PO Number	
Date	
Job Name	

Elevation Number
Elevation Description

Elevation Drawing

Vision Light Cut Out



Cut Out Only Yes No

Metal Frame Make

Model

Wood Stop Profile

Glass Thickness

Glass Installed Yes No

Louver Opening

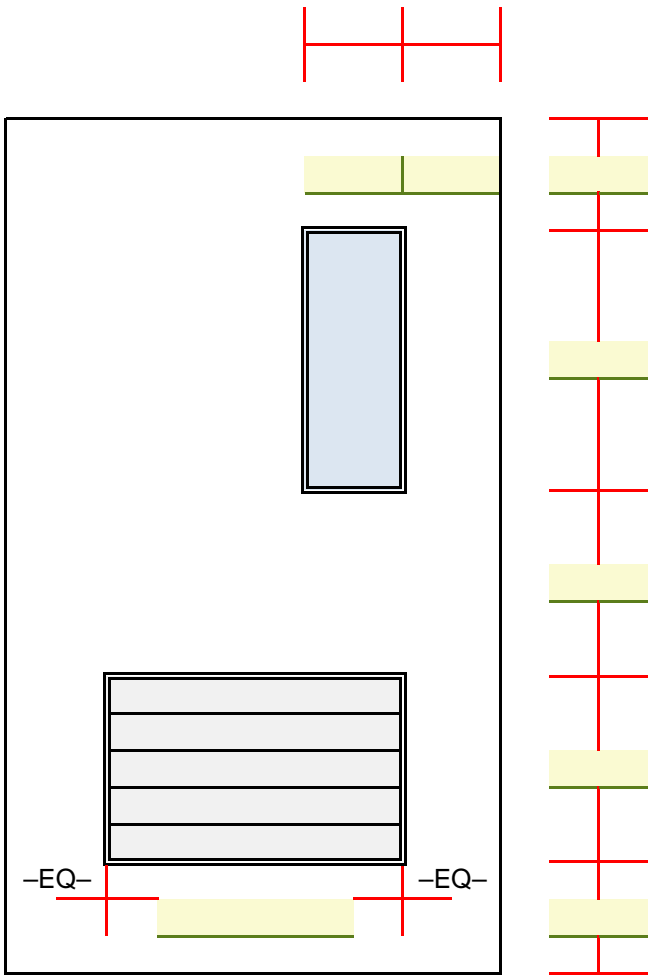
Cut Out Only Yes No

Metal Louver Make

Model

Wood Louver Make

Model



Notes/Special Instructions



PO Box 1960 } Winston, Oregon 97496
 t: 541.679.6791 | f: 541.679.5063

OregonDoor


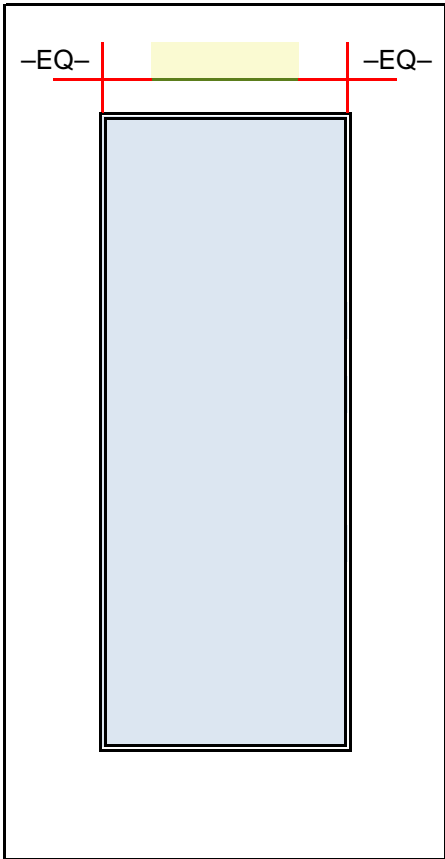
oregondoor.com

Distributor	
PO Number	
Date	
Job Name	

Elevation Number
Elevation Description

Elevation Drawing

Vision Light Cut Out



Cut Out Only Yes No

Metal Frame Make

Model

Wood Stop Profile

Glass Thickness

Glass Installed Yes No

Louver Opening

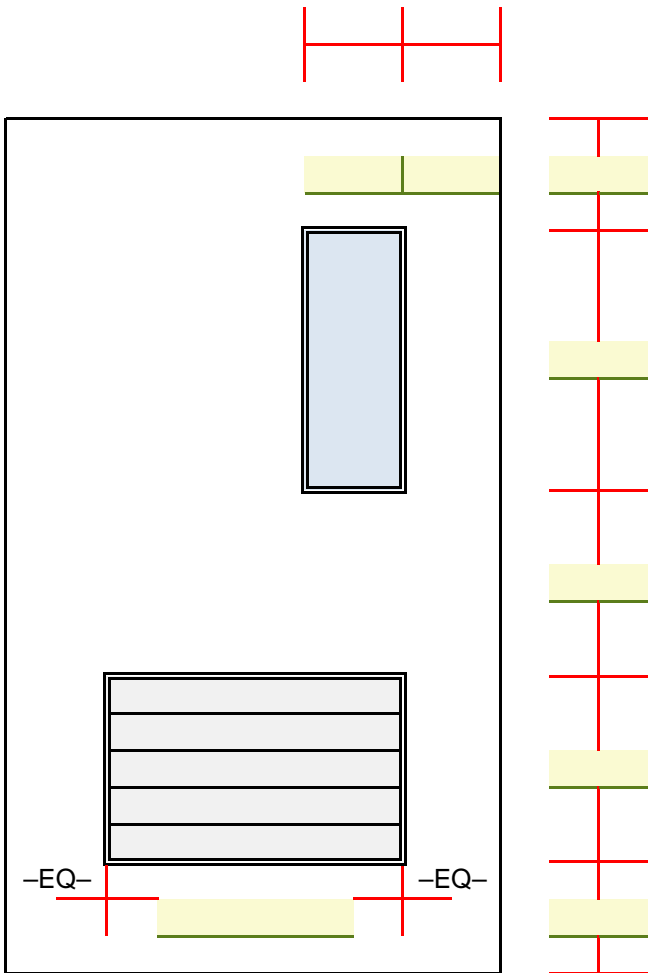
Cut Out Only Yes No

Metal Louver Make

Model

Wood Louver Make

Model



Notes/Special Instructions



PO Box 1960 } Winston, Oregon 97496
 t: 541.679.6791 | f: 541.679.5063

OregonDoor


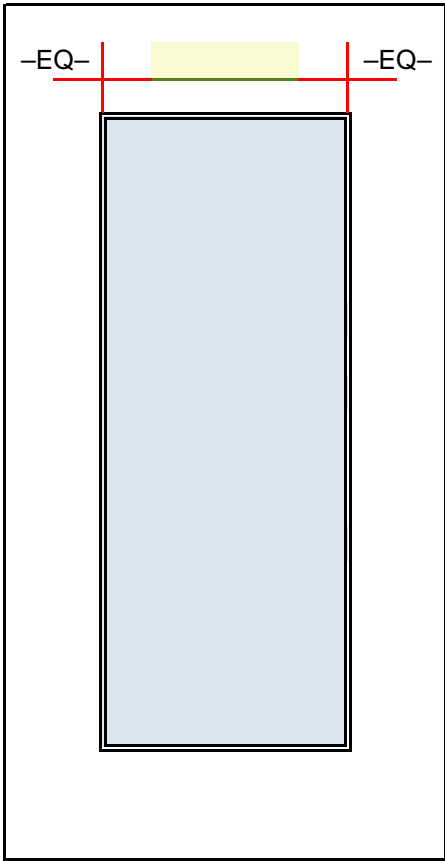
oregondoor.com

Distributor	
PO Number	
Date	
Job Name	

Elevation Number
Elevation Description

Elevation Drawing

Vision Light Cut Out



Cut Out Only Yes No

Metal Frame Make

Model

Wood Stop Profile

Glass Thickness

Glass Installed Yes No

Louver Opening

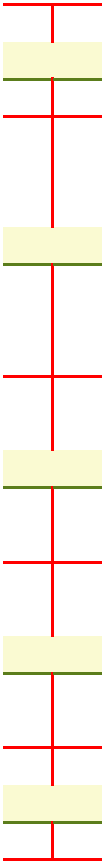
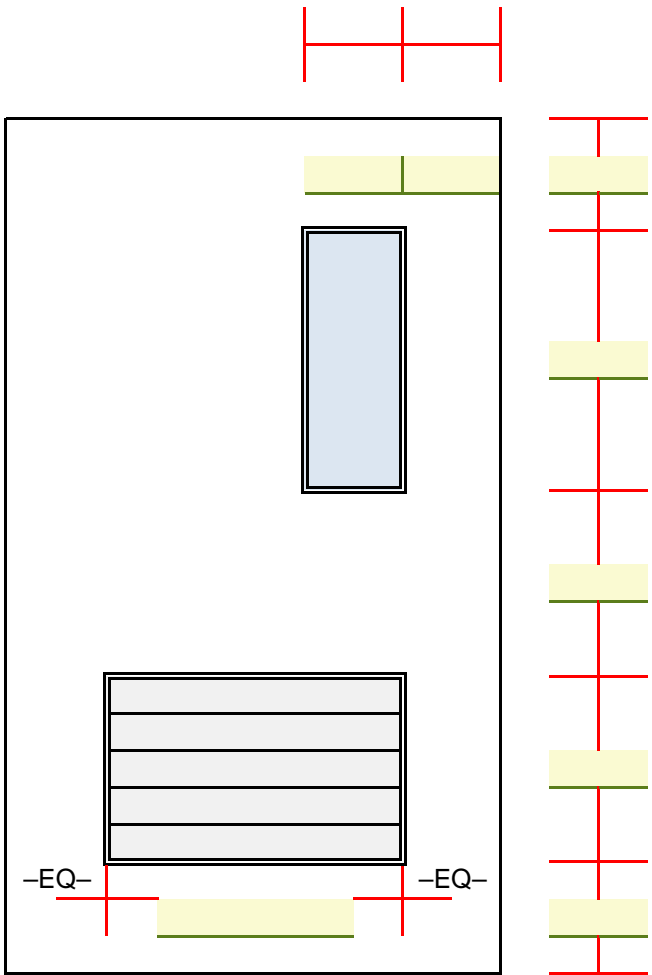
Cut Out Only Yes No

Metal Louver Make

Model

Wood Louver Make

Model



Notes/Special Instructions



PO Box 1960 } Winston, Oregon 97496
 t: 541.679.6791 | f: 541.679.5063

OregonDoor


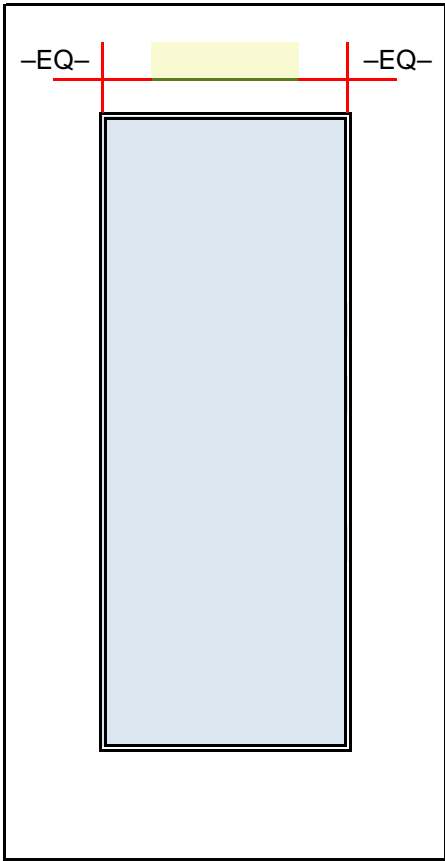
oregondoor.com

Distributor	
PO Number	
Date	
Job Name	

Elevation Number
Elevation Description

Elevation Drawing

Vision Light Cut Out



Cut Out Only Yes No

Metal Frame Make

Model

Wood Stop Profile

Glass Thickness

Glass Installed Yes No

Louver Opening

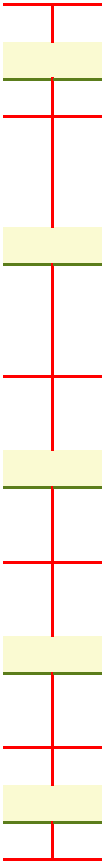
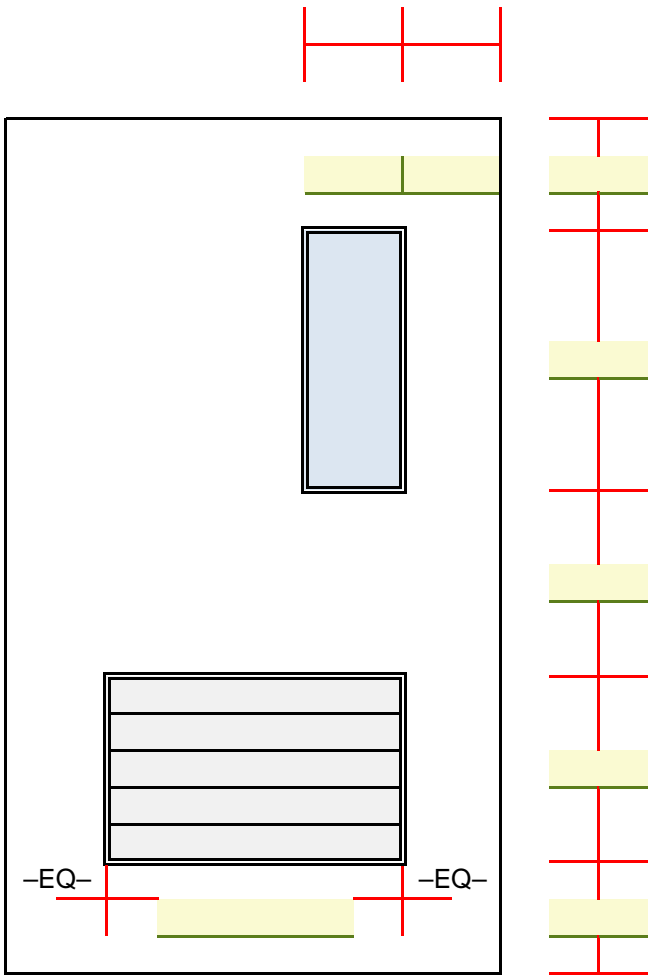
Cut Out Only Yes No

Metal Louver Make

Model

Wood Louver Make

Model



Notes/Special Instructions



PO Box 1960 } Winston, Oregon 97496
 t: 541.679.6791 | f: 541.679.5063

OregonDoor

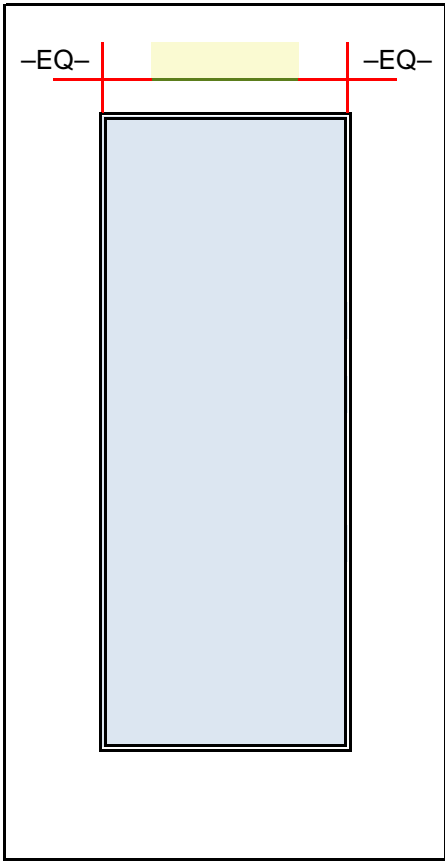
oregondoor.com

Distributor	
PO Number	
Date	
Job Name	

Elevation Number
Elevation Description

Elevation Drawing

Vision Light Cut Out



Cut Out Only Yes No

Metal Frame Make

Model

Wood Stop Profile

Glass Thickness

Glass Installed Yes No

Louver Opening

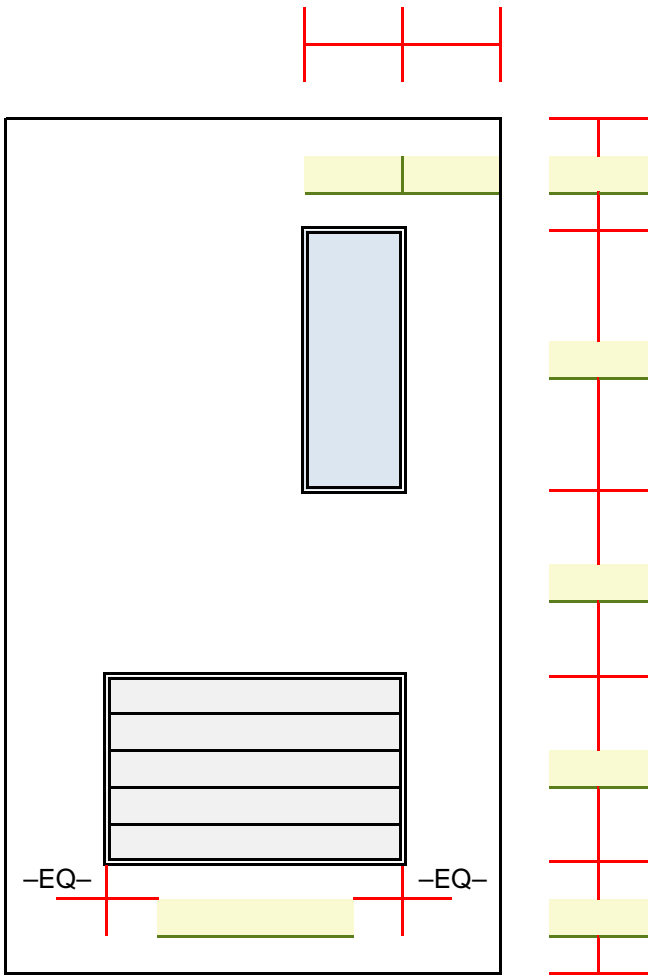
Cut Out Only Yes No

Metal Louver Make

Model

Wood Louver Make

Model



Notes/Special Instructions

